

CONEJO QUIVER



info@cvarchers.com
www.cvarchers.com

JUNE 2015

From the Desk of the President

Kurt Hoberg

Rash of Archery Equipment Thefts from Vehicles

Over the last few weeks I've been approached by several of our fellow CVA members who have had their vehicles broken into and archery equipment stolen.



The break-ins have occurred all over Ventura County, so there does not seem to be a single location where this is happening. Please be extra vigilant when you have equipment in your vehicle, and I would recommend not storing archery gear in your car for any length of time.

We've communicated this to other archery clubs in the area so our fellow archers are forewarned and hopefully will take the necessary steps to keep their valuable archery equipment safe.

CBH/SAA Newsletter Articles

In this month's California Bowman Hunters/State Archery Association's newsletter there are two articles that appeared in last month's CVA Quiver:

- The First Aid Kit & you, Mr. Archer! By: Curtis Hermann
- Overview of CVA's Tournament Range's Groundbreaking Ceremony with pictures and a short description.

The link to the newsletter is below if you are so inclined to take a look:

<http://www.cbhsaa.net/NEWS/Sneak/9.8MB-24PGS/07.2015.pdf>

Tournament Range

The Tournament Range is really starting to take shape. The grading has completed and the work is starting on the parking lot, pulling in utilities, and other aspects of the project.

As you can see below, it's really starting to look like an Archery Range! On the left is the parking lot location. Shooting lanes will be from the left to the right in the picture, within the roadway. Shooting will take place from left to right towards the hill on the right side in the picture. The picture is slightly deceptive as the maximum shot distance is 90M, so when you think about that the scale of the range becomes apparent.



We are working on target stands, ideas on logistics for club members vs. when we host tournaments, and how to utilize this new exciting space for the entire club. If you have ideas and questions please let me know.

JOAD / Adult Achievement Pin Program

Congratulations to this month's Adult Achievement Pin program award earners. Great job and fine shooting! As of the time of writing this article, here are the achievements:

- Brandon Newcomer – 6th pin, shooting Recurve
- Erik Hammerquist – 7th pin, shooting Compound (Release)
- Jim Collins – 1st and 2nd pins, shooting Compound (Release)
- Luz Garces – 7th pin, shooting Compound (Release)

The JOAD pin program gains a new member once every few months, so there is room! For those youth archers who are interested in participating in the JOAD pin program please see me during our Saturday Public Sessions. Congratulations to the following archers for their fine shooting! As of the time of writing this article, here are the achievements:

- Amelie Leviant – 5th pin, shooting Compound (Release)
- Chris Blackwell – 5th pin, shooting Recurve
- Nathan Collins – 2nd pin, shooting Compound (Release)

Broadhead Policy

The CVA Broadhead Policy was read out during the May General Meeting and was approved by the General Membership.

CVA Elections

Yearly CVA Board Elections are almost upon us. Our V.P. Bonnie Marshall will be outlining the specifics in more detail in this month's V.P. article. That being said, we have three Board of Directors seats that will be opening, as well as the yearly elections for President, Vice President, and Club Secretary. If you are interested in running for any of the open positions please let Bonnie Marshall, Cher Riggs, or me know...and we will be happy to add your name list. You need to be Club member for one (1) year to be eligible.

See you on the range!

Your President,

Kurt

Remember, archery is easy. Shoot a 10, do it again!

From the VP Desk

Bonnie Marshall

This month is notice for all that we are entering our new club year in just three months. That means it's time for elections soon! Although that seems like quite a while away, the processes for nominations and voting all need to be done in a timely matter as required by our club by-laws.



The nominating committee made of Cher Riggs and I, are accepting nominations for several open board positions. The three main officer positions of President, Vice President and Secretary are voted for yearly along with three Board Member positions that serve two year terms. Three other Board Members have one more year left on their two year terms, so we are only voting for three board members at a time. This keeps continuity to the Board so that it functions without interruption.

We would like everyone to consider who they might like to see help lead our organization through our next club year. Board members are asked to meet once a month for the Executive Board Meeting and the General Membership meetings. The Board guides the club through their decisions as guided by the membership. This is why we always say how important it is for our members to attend the General Membership Meetings and let their voices be heard. All our members input is important and the more voices that are heard, the better the Board can serve its members.

If you are interested in serving or have someone in mind that you would like to nominate you can contact Cher or I to talk to your nominee, or after getting their permission you can go ahead and give us their name to put on the nomination list.

All nominees must have been members for at least one full year. Nominations have been accepted so far from Kurt Hoberg for President, Bonnie Marshall for Vice President, Bryan Tanger for Board Member and John Downey for Secretary. Multiple nominations for all positions are available.

Nominations must be submitted and accepted by the nominee, by the August General Membership Meeting to be able to be placed on the voting ballots that are

mailed out within the next two weeks after that meeting. Votes are then returned by mail or handed in by the start of the September General Membership Meeting and counted at that meeting and the new Board is installed immediately. The new board meets immediately after that General Meeting to decide on meeting dates and to approve the appointment of the position of Treasurer.

If anyone has any question as to this process or has names to give us, please contact us at the following numbers or talk to us at the General Membership Meeting.

Bonnie Marshall at bmarshall79@verizon.net or 805-379-8721

Cher Riggs at cherriggs@gmail.com



Membership Corner - June 2015

June Membership Anniversaries

As you know I try to put in some highlights when one of our members has an anniversary and this month is no different. **Bob Bombardier** is having his 22nd year anniversary as a member of CVA. Bob has served as President, Tournament Director, and has helped plan out so many aspects of all of the range areas. He has been instrumental in the process of building the new Tournament Range. Bob has been with this project from the beginning about 10 years or so ago and I know how pleased he is to see this all happening finally. We could not be doing this build without his knowledge and his patience and the amount of commitment he has had, and continues to have as he works as the Construction Manager throughout this project. Thank you just doesn't seem enough.

More anniversaries include:

Jon Rogers – 16 years

Chris and Lisa Champigny and kids – 6 years

Brent and Barbara Richter and kids – 6 years

Norm and Jacque Rice – 5 years

Kevin Derry – 4 years

Julio Dorado – 3 years

Kris Ogle – 3 years

Stan Ogle – 3 years

Kevin Reynolds and family – 3 years

Didier Beauvior and family – 2 years

Mike Guidicessi and family – 2 years

Jack Finnegan and family – 2 years

Dave DeSouza, Derek Lyneis, Bill Siler and Jim Collins and family – 1 year

Congratulations to all and thank you for supporting the club with your membership!

“The Ole’ Mighty Grip”

Curtis Hermann

Much has been said about how we hold the bow, which grip is best, a high, medium or low grip and what are the exact differences between them. I’m not sure I can add anything more than my own perspective and experience; I hope that is enough.



Separating out the grip without discussing anchor, release, and follow through is also a little tough but let us continue and take it one step at a time.

There are three recognized grips in use today and they are the high grip, a medium grip, and a low grip. Which grip you choose may well be decided by your choice of bow. That being said, in the long run it is a personal choice - as you need to find what works best for you. When observing your fellow archers at the range you will be able to see which grip the better archers in each bow style choose.

Occasionally, you will find a fourth grip we often refer to as a “white knuckle or death grip,” as the name implies - it is holding the bow as tightly as if you were holding a “Bronc Rein” while mounted on a wild horse, not a good choice, this grip has never proven to create successful or accurate archers!

The low grip is most often used by longbow shooters and some compound shooters, but can be used on any bow including a high grip recurve, the actual grip is similar to picking up a loaded suitcase (as described by the famous archer Howard Hill) from the floor, the hand grabs the riser with the pressure evenly along the lifeline of the hand and the wrist stays in line with the webbing between the index finger and thumb, the grip is firm but not tight. This is a good steady grip as long as you keep the pressure even along the lifeline of your hand and is often chosen as it can help with a steady sight pin. The downside is that it is easy to “heel” the bow (pressure on the lower meaty part of the hand) which can “kick” out the lower limb of the bow upon release - raising the front of the arrow and lowering the knock end – causing a miss! Heeling most often is a result of being over-bowed, (too much draw weight) a condition that has plagued archers forever. Keeping the hand in line with the wrist often takes a lot of focus in the beginning until it is mastered, when fatigue sets in the wrist joint can relax and torque left

(right handed shooter) so good training is essential. Once mastered however this grip is the best grip for endurance tournaments of 112 or 144 arrows or more. This grip gives the shortest draw length of the three choices and hand shock is most obvious with this grip.

The “medium grip” is pretty much as it implies, halfway between a low grip and a high grip. The “medium grip” has become the pre-dominate grip of our time, replacing the “high-wrist” that dominated the 50’s through the 80’s in all types of archery (except longbow). There are several reasons for its rise in popularity, the main one is that as the compound bow has become shorter in length and faster in speed (i.e. more critical of form errors) the manufacturers have decided that the medium grip is the best choice for their bows. True, some compound (and recurve) bow manufacturers still produce a “high-wrist” snap on grip option that will clip on over your bare metal medium-grip bow but fewer people purchase them each year.

The medium grip is similar to the low-grip with just a slight drop of the wrist that raises the “heel” of the hand about ¼” away from the riser, the fingers usually just curl around the face of the bow with just a light touch to the riser, the pressure of the bow is now centered in the upper 1/3 of the hand (the meaty part just below the web of the thumb and index finger and just above the center of the palm), it is a steady and highly reproducible grip as long as the bows grip area angle fits your hand comfortably. It is a comfortable grip that is good for longer tournaments but it does require an exact fit because it is the weakest of the three grips and when tired it is easy to drop into a low grip and heel the bow. Even though most medium bow grips today are almost identical - most archers hands are not - so hold and shoot that bow you are about to buy until you are sure it is a real good fit for you.

The high-grip is often the choice of Olympic style recurve archers and has been the choice of most champions in the recurve arena and many compound archers until the introduction of the short parallel limb compounds of today. Perhaps even a few of them still use a high-wrist grip but in the articles I read the medium is the recommended choice.

I’m not sure just when the high-wrist choice began, I believe that Rube Powell (1955 & 1956 National Field Archery Champion) used it but my Joe Fries bow (1953 & 1954 National Field Archery champion) is definitely a medium wrist bow, so I’m going to say that since the mid-50’s (at least) the high-wrist has been the choice of champions in the recurve arena. It was about then that I adopted it. The high-wrist is simple and liked because it has the least amount of contact with the bow riser and may reduce the tendency to torque the bow. It is also the

strongest of the three grips. I now have to clarify that last statement because some of you are going to say, *"I tried it and could not come to full draw with that grip"*! Ok, I'm going to agree with you, in the beginning it can be difficult because you are using muscles you probably rarely if ever use, it is especially difficult in the beginning if you are using a hunting draw weight bow. However the coaches will tell you that this grip has the best bone alignment of the three established grips and therefore after the initial training period it will become strong at a fairly rapid pace.

The high-wrist grip has a few other advantages that come in handy, the longest draw length of the three, (5/8" to 3/4" for most to 1" for some over a low-wrist and 3/8" to 5/8" over a medium-wrist); the amount depends upon the length of the hand between the wrist joint and the web of the thumb. This will give you an additional 1-2 pounds or so of draw weight on a traditional recurve or longbow. Perhaps, best of all, for the instinctive shooter it places your index finger very close to the arrow on the shelf and pointing becomes very natural. If you rotate the fingers away from the riser at a 45-degree angle it may improve arm alignment and give a little extra degree of elbow rotation for string clearance. I find this move a little harder to reproduce the same for over 100 arrows. This grip transfers the least amount of bow shock to the bow hand.

To accomplish the high-wrist extend your bow arm toward the target with the fingers extended in this line, now drop your fingers until there is a straight line across the forearm and hand to the center of the web between the thumb and index finger, that is all there is to it. This will place the pressure of the riser directly in the web between the thumb and index finger giving approximately 1/2" of contact of hand against the riser.

In the beginning after many arrows and fatigue begins to set in the wrist may begin to move toward a medium grip position, if you have a clicker it will begin to be harder to pull through, no clicker - you may have a shortened draw length. Eventually these problems are all easily eliminated with practice and awareness.


I implied earlier that the high-wrist grip can be used on a longbow, it can be, I have been doing it for many-many years, but I am but one of only a few dozen people in the country that chooses to shoot a longbow this way, so obviously, I don't go around recommending it as the way to shoot a longbow. A few of today's longbow makers incorporate a high-wrist recurve riser into the longbow - an excellent choice for those who like the high-wrist method of shooting. For those who own a D-riser (Hill Style) or a cupped or locator style grip on a longbow you must be aware of the vertical position of the longbow at full draw, the tendency is draw the

bow and the lower limb will move toward the body and the upper end away at about a 45 degree angle, it needs to be balanced so that the bow remains in a straight up-down position, a little tricky in the beginning but you will get the hang of keeping it vertical.

One last item, this is not the grip of the archer on the bow but the grip of the bow itself, most find that a grip that is very narrow from side to side to be ultimately easier to shoot and with fewer torque issues, but some archers just prefer a “meatier” grip, so when purchasing that new bow consider not only a low, medium or high grip but a thin or thicker grip, make it fit you as the more comfortable the bow feels in your hand the longer you will love it and the more you will shoot it.

Hope this helps,

Curtis



CVA Club Shoot – May 2015

We had another good turnout this month with 24 archers making the round and turning in cards. At the top was Terry Marvin with a nice 565 (459 scratch). Just four points back, was Clark “Call me Lefty” Pentico, with a 561 (522 scratch). Clark also had the top scratch score of the day. Just one point back and in third was Golden Ager Steve Price with a 560 (496 scratch). Fellow Golden Ager, Norman “Ironman” Rice shot his trusty FreeStyle Bow to pick up the top scratch score (501) for the over-the-hill gang.



Newcomer Neil Goldberg shot a 513 scratch (Free Style) on his first club shoot. With 4 more club shoots left in the club year, this could get interesting for Clark and others shooting in the same style.

Top “Traditional” scratch score went to Garry Magness (273) with Curtis Hermann (270) just three points back. Both will be contenders for the Traditional Club Belt Buckle.

NAME	HSCORE	SCRATCH	DIVISION	STYLE
Terry Marvin	565	459	A	BHFS
Clark Pentico	561	522	A	FS
Steve Price	560	496	GA	FS
Carlos Parada	559	504	A	FS
Chris Murphy	554	440	YA	BHFS
Keith Murphy	551	504	A	BHFS
Rick Gabbie	548	480	A	FS
Clark Pentico	543	494	A	BHFS
Norman Rice	543	501	GA	FS
Alan Murphy	536	461	A	BHFS
Jonathan Geiger	523	429	A	FITA
Neil Goldberg	513	513	A	FS
Barbara	513	309	A	FSL

Richter				
Joe Cavaleri	511	242	A	TRAD
Tom Swindell	510	252	GA	TRAD
Kurt Hoberg	510	402	A	FITA
Tom Sheppard	503	202	A	TRAD
Rob Lind	498	233	GA	TRAD
Wesley Richter	497	91	Y	LB
Garry Magness	495	273	A	LB
Curtis Hermann	492	270	GA	TRAD
Connor Richter	462	76	YA	LB
Chad Bryan	440	440	A	BHFS
Brent Richter	125	125	A	FS

Club Trophy (Belt Buckle - Best Five Handicapped Scores)

As of this shoot, Keith Murphy is still sitting at the top for the trophy with a 547 handicapped average. Of course, he was in much the same place last year at this time before his better looking doppelganger brother Chris snuck in and walked off with the prize. Clark “Call me Lefty” Pentico has been looking real strong now that he has fully “gone to the left-side”. Will he be the first CVA member to win matching belt buckles shooting from both the left and right side, or will this be the year that the Ironman brings it home? Stay tuned ...

NAME	HSCORE AVG	STYLE
Keith Murphy	547.0	BHFS
Clark Pentico	535.8	FS
Norman Rice	530.4	FS
Alan Murphy	530.0	BHFS
Norman Rice	520.4	BHFS
Jonathan Geiger	517.8	FITA

Perpetual Trophy (Best 10 Scratch Scores)

Keith is back again at the top for the trophy. He might just go home with this trophy again (complete with a can of Pledge).

NAME	SCRATCH TOTAL	STYLE	SCRATCH AVG.
Keith Murphy	3515	BHFS	502.1
Alan Murphy	2767	BHFS	461.2
Clark Pentico	2558	FS	511.6
Norman Rice	2527	FS	505.4
Jonathan Geiger	2461	FITA	410.2

Golden Ager (Best Three Handicapped Scores)

Norm is still at the top for this trophy with a 547.7 average.

NAME	HSCORE AVG	STYLE
Norman Rice	547.7	BHFS
Chuck Thurber	533.3	FS
Steve Price	526.3	FS

Remember there are only 4 more club shoots left in the club year. It would be a real shame if you don't get the required five shoots in to qualify for a range records trophy (custom hand engraved Buck sheath knives with your initials again). Last year's knives were almost too pretty to use.

Keep your "feathers dry and put them pointy ends in the target".

See you on the range.

John Downey
Tournament Chairman

Potential Range Record Trophies

Just for giggles and grins (or for those inquiring minds), these are the top scores so far for range record trophies (remember you must have completed 5 club shoots since last October to qualify for a trophy). Not all of these folks have completed their five club shoots yet, but it will give you an idea of what you are shooting against.

You'll notice that there is only one member of the "fairer sex", Barbara Richter, and only one "Cub" in the standings. A number of the trophies we could give out every year never get filled due to the lack of participation. That is a downright crying shame.

So blow the dust off that bow, and get your derriere to the range ... 'nuf said.

John Downey
Club Tournament Chairman

Sex	Division	Style	Scratch Score	Name	Date Shot
F	A	FSL	320	Barbara Richter	11/23/2014
M	A	BHFS	515	Clark Pentico	1/25/2015
M	A	FITA	449	Jonathan Geiger	2/22/2015
M	A	FS	522	Clark Pentico	5/24/2015
M	A	LB	296	Garry Magness	3/22/2015
M	A	TRAD	242	Joe Cavaleri	5/24/2015
M	C	BHFS	492	Thomas Hayes	3/22/2015
M	GA	BHFS	499	Norman Rice	3/22/2015
M	GA	FS	514	Norman Rice	2/22/2015
M	GA	LB	242	John Brix	3/22/2015
M	GA	TRAD	306	Curtis Hermann	11/23/2014
M	Y	FS	464	Jack Sampson	12/28/2014
M	Y	LB	91	Wesley Richter	5/24/2015
M	YA	BHFS	440	Chris Murphy	5/24/2015
M	YA	FS	505	Jack Sampson	2/22/2015
M	YA	LB	89	Connor Richter	11/23/2014

All Scores to date for 2015 CVA Club Year

Name	Style	Handicapped Score	Division	Scratch Score	Handicap	Date Shot
Alan Murphy	BHFS	415	A	415	0	11/23/2014
Alan Murphy	BHFS	482	A	482	0	12/28/2014
Alan Murphy	BHFS	533	A	460	73	4/26/2015
Alan Murphy	BHFS	536	A	461	75	5/24/2015
Alan Murphy	BHFS	545	A	479	66	3/22/2015
Alan Murphy	BHFS	554	A	470	84	1/21/2015
Barbara Richter	FSL	288	A	288	0	4/26/2015
Barbara Richter	FSL	320	A	320	0	11/23/2014
Barbara Richter	FSL	513	A	309	204	5/24/2015
Bob Bombardier	LB	127	A	127	0	2/22/2015
Bob Bombardier	LB	142	A	142	0	1/25/2015
Bob Bombardier	LB	470	A	135	335	4/26/2015
Bob Bombardier	LB	496	A	163	333	3/22/2015
Brent Richter	ATLA	27	A	27	0	11/23/2014
Brent Richter	FS	125	A	125	0	5/24/2015
Brent Richter	FS	153	A	153	0	4/26/2015
Carlos Parada	FS	476	A	476	0	3/22/2015
Carlos Parada	FS	494	A	494	0	12/28/2014
Carlos Parada	FS	559	A	504	55	5/24/2015
Chad Bryan	BHFS	440	A	440	0	5/24/2015
Chris Murphy	BHFS	392	YA	392	0	4/26/2015
Chris Murphy	BHFS	419	YA	419	0	1/21/2015
Chris Murphy	BHFS	554	YA	440	114	5/24/2015
Chuck Thurber	FS	419	GA	419	0	11/23/2014
Chuck Thurber	FS	434	GA	434	0	12/28/2014
Chuck Thurber	FS	492	GA	375	117	2/22/2015

Name	Style	Handicapped Score	Division	Scratch Score	Handicap	Date Shot
Chuck Thurber	FS	539	GA	434	105	1/25/2015
Chuck Thurber	FS	569	GA	459	110	3/22/2015
Clark Pentico	BHFS	489	A	489	0	11/23/2014
Clark Pentico	BHFS	515	A	515	0	1/25/2015
Clark Pentico	BHFS	543	A	494	49	5/24/2015
Clark Pentico	FS	509	A	509	0	1/25/2015
Clark Pentico	FS	515	A	515	0	12/28/2014
Clark Pentico	FS	547	A	507	40	2/22/2015
Clark Pentico	FS	547	A	505	42	4/26/2015
Clark Pentico	FS	561	A	522	39	5/24/2015
Connor Richter	LB	69	YA	69	0	4/26/2015
Connor Richter	LB	89	YA	89	0	11/23/2014
Connor Richter	LB	462	YA	76	386	5/24/2015
Curtis Hermann	TRAD	254	GA	254	0	1/25/2015
Curtis Hermann	TRAD	306	GA	306	0	11/23/2014
Curtis Hermann	TRAD	492	GA	270	222	5/24/2015
Curtis Hermann	TRAD	495	GA	273	222	4/26/2015
Curtis Hermann	TRAD	499	GA	273	226	2/22/2015
Curtis Hermann	TRAD	531	GA	305	226	3/22/2015
Derek Lyneis	FS	464	A	464	0	11/23/2014
Derek Lyneis	FS	491	A	491	0	2/22/2015
Derek Lyneis	FS	544	A	494	50	4/26/2015
Derek Lyneis	FS	565	A	507	58	3/22/2015
Fred French	LB	173	GA	173	0	12/28/2014
Fred French	TRAD	154	GA	154	0	11/23/2014
Garry Magness	LB	231	A	231	0	12/28/2014
Garry Magness	LB	251	A	251	0	1/25/2015
Garry Magness	LB	495	A	273	222	5/24/2015
Garry Magness	LB	502	A	281	221	4/26/2015
Garry Magness	LB	522	A	276	246	2/22/2015
Garry Magness	LB	525	A	296	229	3/22/2015
Jack Sampson	FS	452	Y	452	0	11/23/2014

Name	Style	Handicapped Score	Division	Scratch Score	Handicap	Date Shot
Jack Sampson	FS	464	Y	464	0	12/28/2014
Jack Sampson	FS	479	YA	479	0	3/22/2015
Jack Sampson	FS	505	YA	505	0	2/22/2015
Jack Sampson	FS	537	YA	479	58	4/26/2015
James Nickelson	BHFS	377	A	377	0	1/25/2015
Jeffrey Del Bosque	TRAD	151	A	151	0	1/25/2015
Joe Cavaleri	TRAD	215	A	215	0	11/23/2014
Joe Cavaleri	TRAD	218	A	218	0	12/28/2014
Joe Cavaleri	TRAD	466	A	182	284	1/25/2015
Joe Cavaleri	TRAD	485	A	195	290	2/22/2015
Joe Cavaleri	TRAD	499	A	217	282	4/26/2015
Joe Cavaleri	TRAD	504	A	213	291	3/22/2015
Joe Cavaleri	TRAD	511	A	242	269	5/24/2015
John Brix	LB	212	GA	212	0	1/25/2015
John Brix	LB	479	GA	216	263	4/26/2015
John Brix	LB	503	GA	236	267	2/22/2015
John Brix	LB	506	GA	242	264	3/22/2015
John Brix	TRAD	203	GA	203	0	11/23/2014
Jonathan Geiger	FITA	355	A	355	0	12/28/2014
Jonathan Geiger	FITA	404	A	404	0	11/23/2014
Jonathan Geiger	FITA	521	A	375	146	1/25/2015
Jonathan Geiger	FITA	523	A	429	94	5/24/2015
Jonathan Geiger	FITA	558	A	449	109	3/22/2015
Jonathan Geiger	FITA	583	A	449	134	2/22/2015
Kale Hayes	BHFS	348	C	348	0	12/28/2014

Name	Style	Handicapped Score	Division	Scratch Score	Handicap	Date Shot
Kale Hayes	BHFS	411	C	411	0	3/22/2015
Kale Hayes	BHFS	561	C	430	131	4/26/2015
Keith Murphy	BHFS	501	A	501	0	11/23/2014
Keith Murphy	BHFS	511	A	511	0	12/28/2014
Keith Murphy	BHFS	532	A	486	46	4/26/2015
Keith Murphy	BHFS	538	A	490	48	1/25/2015
Keith Murphy	BHFS	551	A	504	47	5/24/2015
Keith Murphy	BHFS	555	A	509	46	2/22/2015
Keith Murphy	BHFS	559	A	514	45	3/22/2015
Kris Ogle	BHFS	435	A	435	0	12/28/2014
Kurt Hoberg	FITA	349	A	349	0	11/23/2014
Kurt Hoberg	FITA	407	A	407	0	12/28/2014
Kurt Hoberg	FITA	510	A	402	108	5/24/2015
Kurt Hoberg	FITA	537	A	395	142	1/25/2015
Kurt Hoberg	FITA	549	A	439	110	4/26/2015
Kurt Hoberg	FITA	552	A	434	118	3/22/2015
Luke Sekerka	BHFS	474	A	474	0	2/22/2015
Neil Goldberg	FS	513	A	513	0	5/24/2015
Norman Rice	BHFS	462	GA	462	0	11/23/2014
Norman Rice	BHFS	497	GA	497	0	12/28/2014
Norman Rice	BHFS	540	GA	481	59	2/22/2015
Norman Rice	BHFS	545	GA	480	65	1/25/2015
Norman Rice	BHFS	558	GA	499	59	3/22/2015
Norman Rice	FS	492	GA	492	0	12/28/2014
Norman Rice	FS	510	GA	510	0	1/25/2015
Norman Rice	FS	543	GA	501	42	5/24/2015
Norman Rice	FS	549	GA	510	39	3/22/2015
Norman Rice	FS	558	GA	514	44	2/22/2015
Rick Gabbie	FS	454	A	454	0	11/23/2014
Rick Gabbie	FS	472	A	472	0	1/25/2015
Rick Gabbie	FS	548	A	473	75	2/22/2015
Rick Gabbie	FS	548	A	480	68	5/24/2015

Name	Style	Handicapped Score	Division	Scratch Score	Handicap	Date Shot
Rob Lind	TRAD	236	GA	236	0	11/23/2014
Rob Lind	TRAD	256	GA	256	0	12/28/2014
Rob Lind	TRAD	469	GA	203	266	4/26/2015
Rob Lind	TRAD	487	GA	232	255	2/22/2015
Rob Lind	TRAD	498	GA	233	265	5/24/2015
Rob Lind	TRAD	502	GA	251	251	3/22/2015
Robb Ramos	TRAD	211	A	211	0	1/25/2015
Robb Ramos	TRAD	212	A	212	0	2/22/2015
Robb Ramos	TRAD	469	A	182	287	3/22/2015
Robb Ramos	TRAD	470	A	173	297	4/26/2015
Ryan Marton	TRAD	69	A	69	0	1/25/2015
Stan Ogle	BHFS	468	A	468	0	12/28/2014
Stan Ogle	FS	409	A	409	0	1/25/2015
Steve Price	FS	481	GA	481	0	2/22/2015
Steve Price	FS	538	GA	464	74	3/22/2015
Steve Price	FS	560	GA	496	64	5/24/2015
Terry Marvin	BHFS	400	A	400	0	11/23/2014
Terry Marvin	BHFS	439	A	439	0	12/28/2014
Terry Marvin	BHFS	515	A	404	111	4/26/2015
Terry Marvin	BHFS	534	A	422	112	3/22/2015
Terry Marvin	BHFS	565	A	459	106	5/24/2015
Thomas Hayes	BHFS	492	C	492	0	3/22/2015
Tom Sheppard	TRAD	128	A	128	0	11/23/2014
Tom Sheppard	TRAD	187	A	187	0	12/28/2014
Tom Sheppard	TRAD	435	A	135	300	4/26/2015
Tom Sheppard	TRAD	490	A	172	318	1/25/2015
Tom Sheppard	TRAD	503	A	202	301	5/24/2015
Tom Sheppard	TRAD	503	A	205	298	2/22/2015
Tom Sheppard	TRAD	507	A	217	290	3/22/2015
Tom Swindell	LB	474	GA	178	296	4/26/2015
Tom Swindell	TRAD	199	GA	199	0	11/23/2014
Tom Swindell	TRAD	276	GA	276	0	12/28/2014

Name	Style	Handicapped Score	Division	Scratch Score	Handicap	Date Shot
Tom Swindell	TRAD	481	GA	229	252	3/22/2015
Tom Swindell	TRAD	492	GA	232	260	1/25/2015
Tom Swindell	TRAD	510	GA	252	258	5/24/2015
Wesley Richter	LB	22	Y	22	0	4/26/2015
Wesley Richter	LB	47	Y	47	0	11/23/2014
Wesley Richter	LB	497	Y	91	406	5/24/2015





Hi All CVA members!

“Adopt a Target” is for members to volunteer to help maintain one of the 28 shooting lanes on the Roving range.

It mostly consists of keeping the weeds and brush at bay and general clean up on a selected lane. On most lanes this would require the person(s) to spend only about 30

– 45 minutes working on the lane maybe 2 or 3 times a year. This would allow me to focus on other project on the range, because if I have to clear all of the lanes (30 minutes x 28 lanes) it eats up my available time to do other things like working on bales, spraying weeds, putting up covers on the target, fire abatement, repairs, etc.....

If you're not sure of what maintaining a lane would consist of feel free to give me a call with any questions you may have. If you are interested on a particular lane send me an email. It will be first come first serve so if you want a particular lane let me know ASAP.

If you have adopted a lane already please take the time to maintain it. If you are no longer able to maintain it please let me know so we can show it as available.

Thanks,

Keith Murphy (CVA Roving Range Captain)

klmurphy1@sbcglobal.net

805 558-9312

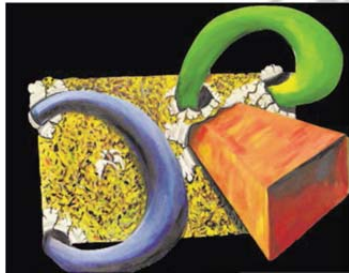

Adopt a Target - Sign-Up Sheet

Target #	Distance	Adopter(s)
1	35 yrd fan field 36 yrd fan hunter	
2	30 yrd. field 32 yrd hunter	Rob Lind
3	20 yrd. field 19 walk-up hunter	Robert Luttrell
4	35 ft. walk-up field 11 yrd hunter	Cher Riggs
5	80 yrd. walk-up field 70 yrd. walk-up hunter	Norman Rice
6	25 yrd field 28 yrd. fan hunter	James, Nathan, & Joshua Colins
7	55 yrd field 53 yrd walk-up hunter	James, Nathan, & Joshua Colins
8	45 yrd walk-up field 44 yrd hunter	Terry Gieskewski
9	15 yrd. field 15 yrd. walk-up hunter	
10	65 yrd. field 64 yrd. walk-up hunter	
11	40 yrd field 40 yrd. Hunter	Steve Price
12	60 yrd field 58 yrd. walk-up	
13	45 yrd field 23 yrd. walk-up hunter	Steve Mahoney
14	50 yrd. field 48 yrd walk-up hunter	
15	45 yrd. walk-up field 44 yrd. hunter	Ruth Haskins
16	50 yrd. field 48 yrd. hunter	Julio Durado
17	20 yrd field 19 yrd. walk-up hunter	Clark Pentico
18	80 yrd. walk-up field 70 yrd walk-up hunter	
19	55 yrd. field 53 yrd. walk-up hunter	
20	25 yrd. field 28 yrd. fan hunter	
21	35 yrd. fan field 36 yrd fan hunter	Jim Niehoff
22	30 yrd. field 32 yrd. fan hunter	Jim Niehoff
23	35 ft. walk-up field 11 yrd. hunter	
24	45 yrd. field 23 yrd. walk-up hunter	Alan & Chris Murphy
25	65 yrd. field 64 yrd. walk-up hunter	Kit Raquel
26	60 yrd field 58 yrd. walk-up	Jonathan & Diana Geiger
27	15 yrd. field 15 yrd. walk-up hunter	
28	40 yrd. field 40 yrd. hunter	Chuck Thurber
	20-40 yrd practice butts	
	20 yrd. practice butts by running pig	Lois Price



Members in Action – June - New feature which showcases CVA Members accomplishments both on and off the range submitted by you!

CVA member **Emily Marshall** has graduated from The High School at Moorpark College. She graduates with a full year of college credits completed and will be continuing on at Moorpark College in their Degree for Transfer Program pursuing a degree in Sociology. Great job Emily!!!



Brendan Newcomer is one of our regular Adult Pin Program and Level 2 Instructors. Brendan survived an awful accident and has come back from his ordeal to tell the tale through his artwork. He's been through a lot in his young life and has quite a story to tell. Learn more about Brendan in this article published in the Ventura County Star.

http://www.vcstar.com/news/community-news/nicole-damore/painting-becomes-simi-artists-pathway-to-recovery_65066519

To see his artwork, click here: <http://btnewcomer386.wix.com/newcomer-art>

Congratulations Brendan and we wish you continued success in your endeavors!!!



Steven Singer of Moorpark received some unannounced guests in his backyard today down the street from Moorpark College, near Rustic Canyon Golf Course and Happy Camp Canyon. His house backs open space and he often sees coyotes, but this mama bobcat and her cubs was a first.

It is extraordinarily rare that a bobcat would ever attack a human; small animals, rabbits and the like are what fill its belly. Good to be aware and of course keep all food and domestic animals indoors unless you're outside with them.

If you would like to share accomplishments with your CVA Membership family, simply send an email to the Editor no later than the 15th of the month for consideration.

Items for Sale

***For Sale: Plano "Bone Collector" All Weather Series Case - \$100.00

- Brand New Condition – Hasn't left my house since arriving from Amazon
- Clips to hold 1 dozen arrows
- Straps to hold the bow in place
- Key-lock clasps

It's a great case but the anti-crush pillars are in a bad position for my Nitrum so I understand if you want to test it first.

Plano link: <http://www.planomolding.com/hunting/bow-crossbow-cases/all-weather-series-bow-case.html>

Link on Amazon: http://www.amazon.com/Plano-Bow-Case-Bone-Collector/dp/B003OJJ8UC/ref=sr_1_1?ie=UTF8&qid=1434242188&sr=8-1&keywords=plano+bow+case+bone+collector

Contact me on email (ehammerquist@outlook.com) or call me 818-515-4465.



***OFFERED \$500 - HOYT Olympic style target bow purchased the last days of 2009 and unused for the past 3+ years. Lightly used for 2 years.

- 68" length
- GMX 25" riser
- 32 lbs. weight

Purchased for \$950 (EXCLUDED of Midas carrying case, 2 strings, Easton quiver, and appropriate arrows all of which are INCLUDED with this offer). Original detailed invoice available for review. Owner's Manual included.

Contact: Rob Lind - 805-499-4729 (H) 720-839-8068 (C)



*******Possible CVA Archery Swap Meet and Yard Sale*******
!!!Response Needed!!!

A few members have asked for us to organize an event like this for a while now and I'm ready to go! BUT I need to know that there is interest in it! If I can get at least 10 members interested I will run this as an event!!

Any items will be acceptable for sale or swap. Firearms are not allowed on the range but pictures of them are. We would like to schedule it for Saturday, July 18th and it would be held during the Saturday Public Sessions so that we have some traffic for the event.

There will be a \$20 charge for each seller regardless of how much stuff you have. Sellers will bring their own tables and whatever else they need for their area. Truck tailgates can be used also.

I would like to start planning in the next two weeks to get the word out and get organized.

Please email or call me if you are interested in selling items at this event!

Bonnie _bmarshall79@verizon.net or 805-379-8721



805.581.1671

2150 Agate Court • Simi Valley, CA 93065

Calendar of Events



June 28th – CVA Club Shoot

June 28th – CVA Club Meeting-11:00 a.m.

June 28th – Bear State Bowhunters 3D Annual Oak Valley Shoot – 42 unmarked, 1 arrow

June 28th – Oranco Bowman Firecracker – 42 unmarked 3D

July 5th – San Diego Archers Range Finder OK 3D – 28 unmarked, 1 arrow

July 11th – Riverside Archers Raccoon Night Shoot 3D – 20 unmarked, 1 arrow

July 12th – Mojave Archers No-See-Um 3D – 30 unmarked, 2 arrow

July 19th – San Diego Archers Hunter Round - 28 marked, 4 arrow

July 25th and 26th – Mammoth Pay As You Go Shoot – no trophies, Friday Night Potluck

July 26th – Bear State Bowhunters 3D Fun Shoot - 28 unmarked, 1 arrow

July 26th – CVA Club Shoot

July 26th – CVA Club Meeting-11:00 a.m.

Aug 1st and 2nd – Cherry Valley Bowhunters 30th Annual Big Bear Shoot

Aug 2nd – San Diego Archers Unmarked 3D – 28 unmarked, 1 arrow

Aug 8th – Mojave Archers State Capital Novelty – 28 marked, 2 arrow

Aug 15th – San Diego Archers Field-Dash Saturday – 28 marked, 4 arrow

Aug 23rd – St Madonna Bowman 3D Fun shoot – 28 unmarked, 1 arrow

Aug 23rd – CVA Club Shoot

Aug 23rd – CVA Club Meeting

Upcoming USA Archery Sanctioned Events

CA State Outdoor Championships – Long Beach

June 13-14, 2015

SoCal Showdown – USAT Qualifier Series

June 19-22, 2015 Chula Vista, CA

Independence Day Fun Shoot – Sacramento, CA

July 5, 2015

Grape Stakes Archery Tournament – Sacramento, CA

August 22-23, 2015

Pacific Coast Championships – Sacramento, CA

October 4, 2015

Susan B Komen Shoot for the Cure – Sacramento, CA

October 4, 2015

Shoot Out Autism – Van Nuys, CA

October 10, 2015

Monthly Qualifier Series – Van Nuys, CA

July 4, 2015

August 1, 2015

September 5, 2015

October 3, 2015

December 5, 2015 includes Toys for Tots 900

For more information go to : WWW.CBHSAANET ‘Calendar of Events’



CONEJO VALLEY ARCHERS ANNUAL FUN IN THE SUN SHOOT



ZOMBIE Novelty & 3D shoot

SUNDAY OCTOBER 11, 2015

30 TARGET MARKED YARDAGE 3-D

(Traditional Stakes – None over 50 yards)

SHOOTING STYLES

Senior, Adult, Young Adult,
Youth, Cub

FS, FSL, BHFS, BHFSL, BH, BB
FITA Recurve - LB (Longbow)
RB (Recurve) – SB (Selfbow)

2 ARROWS

Marked Yardage

10 – 8 – 5 SCORING

Available - One Doe Tag

2 Mulligans @ \$1 each



REGISTRATION 7:30am

NON CBH/NFAA/USAA - \$5 more

Adults	\$20
Family*	\$30
Couples	\$25
Seniors (60+)	\$15
Young Adults (15 - 17)	\$15
Youths (12 – 14)	\$10
Cubs (under 12)	\$ 5
(*Includes Spouses and Dependent children under 18)	

Limited RV Camping Available - (805) 654-3951 or e-mail: County.Parks@ventura.org

Absolutely No Dogs allowed on Range. Limited Full RV Hook-ups & Tent Camping in adjacent county park. If you park inside the "County Park" at any time you must pay a daily parking fee of \$4.00. Free day parking inside our fenced range.

DIRECTIONS: TAKE THE 118 FREEWAY INTO SIMI VALLEY. EXIT AT TAPO CANYON. NORTH ON TAPO CANYON ROAD 3 MILES TO TAPO CANYON PARK, TURN LEFT INTO THE PARK. THE RANGE IS INSIDE THE PARK TO THE LEFT AS YOU ENTER. FOR INFORMATION CALL 213-922-3899

Your CVA Officers

President	Kurt Hoberg	(805) 552-9934
Vice President	Bonnie Marshall	(805) 379-8721
Secretary	John Downey	(805) 527-4894
Treasurer	Dan Dix	(805) 376-3568
Board Members	Norm Rice Keith Murphy Dave Dragan Cher Riggs Robert Luttrell Mike Keena	(805) 210-0764 (805) 558-9312 (805) 218-5912 (805) 492-3209 (805) 490-8601 (805) 527-4585
Range Captains	Keith Murphy	(805) 558-9312
Editor	Robert Luttrell	(805) 490-8601
CVA Answering Service		(805) 530-1339
Whatever we need him to do guy	Clark Pentico	(805-630-1749

VERY IMPORTANT REMINDER

If you are using Amazon.com for your purchases please remember that it takes only one click to switch over to Amazon Smile to complete your order. AmazonSmile is a website operated by Amazon that lets you enjoy the same wide selection of products, low prices, and convenient shopping features as on Amazon.com. The difference is that when you shop on AmazonSmile (smile.amazon.com), the AmazonSmile Foundation will donate 0.5% of the purchase price to our CVA club. It may not seem like a grand amount but it does add up fast! If you have any questions about the program please click on this link for more info. <https://smile.amazon.com/about>.

Make your purchase go farther!