

CONEJO QUIVER



info@cvarchers.com

www.cvarchers.com

MARCH 2016

From the Desk of the President **Kurt Hoberg**

Tournament Range

Concrete work continues. The range is really starting to look fantastic and like somewhere to shoot arrows! We are getting to the point where we need to order and installed the bins, which will be the precursor to ordering targets. We will be pricing lumber for the target stands and the build will begin. Targets will be ordered soon as well. We will also be ordering and placing bins for equipment.



Look for progress pictures on our Facebook and WEB pages. Updates will be coming more frequently as work is progressing, so stay tuned!

Tournament News

The 2016 Tournament season has started. The tournaments are coming fast and furious – here are the details:

May 21st – 22nd, Cotton Bowl Classic being held in Tulare, CA.

<http://calarchery.net/events/icalrepeat.detail/2016/05/21/26/-/cotton-boll-classic>

June 4th and 5th, California Senior Games Championships, held in Van Nuys (5th) and Woodley Park (6th). The 4th is a double-300 round held at the Easton Archery center in Van Nuys, and the 5th is a 900 round shot at Woodley Park in Van Nuys. Open to all archers over the age of 50.

<http://www.pasadenaseniorcenter.org/images/sr-games/SG-2016-Flyer-Archery.pdf>

June 11th – 12th, 2016 State Outdoor Archery Championships, being held in Long Beach, CA.

<http://calarchery.net/events/icalrepeat.detail/2016/06/11/53/-/2016-california-state-outdoor-archery-championships>

July 16th, California State Games, Olympic Training Center in Chula Vista, CA. <http://www.calstategames.org/s-archery>

Last month I mentioned that we were going to use an electronic scoring system at the National Indoor Tournament held in February. After using the system I can say that I really like it.

The system uses an Android based pad along with two paper scoring sheets. Scoring was fast and easy, and also was uploaded real-time to rchrz.com. I had conversations with the officials and we discussed the specifics of using the system and how it might work for CVA's tournaments on our new range. It is a definite possibility and we will explore use of the system for scoring once we get closer to hosting our own tournaments.

JOAD / Adult Achievement Pin Program

This is the first month for a long time that no adults have earned achievement pins. So, we need some new blood in the program...and those who are in the program need to practice, practice, practice! Let's hope we have some names to report next month.

This month we have one JOAD shooter that has earned a pin. Congratulations to the following archer for their fine shooting!

- Amelie Leviant – 6th pin, shooting Compound

California Senior Games Championships 2016



California Senior Games Championships 2016

Archery
Tournament



I wanted to discuss the Senior Games Championships and how fun these shoots are. The Games are open to archers over 50 years of age and are held over one weekend in June. Bow classes include bare-bow, compound, and FITA recurve, so all styles of shooting are welcome!

June 4th is a double 300 round held at the Easton Van Nuys Archery Center, one of my all-time favorite venues. Shooting starts at 1pm in the afternoon and consists of two (2) 300 rounds, for a total of 60 arrows. The rounds are shot at 20 yards on a choice of a 40cm single target or a 40cm triple-spot.

June 5th is held at Woodley Park in Van Nuys and is a 900 round. Shooting starts at 9am and consists of 30 arrows at 60 yards, 30 arrows at 50 yards, and 30 arrows at 40 yards, for a total of 90 arrows. All distances are shot on a 122cm (large) FITA target face. The 900 round is the qualifier for the National Games; 1st through 4th places for each division will qualify to shoot the National Games if they so desire to attend. The next National Senior Games will be held in June, 2017 in Birmingham, AL.

My wife and I have shot these events for the last two years and have really enjoyed the tournaments. In fact, we enjoyed the shoots so much that we shot the 2015 National Senior Games, which were held in Minnesota. Not only did we meet a wonderful group of archers but also we both took home medals. I'd really like for CVA to have a strong representation at these two tournaments as we have a number of extremely talented archers that meet the age qualification. If you are interested here are some links to get you started:

Games Overview: <http://www.pasadenaseniorcenter.org/senior-games-sport-events>

Flyer: <http://www.pasadenaseniorcenter.org/images/sr-games/SG-2016-Flyer-Archery.pdf>

Please let me know if you have questions and I'll be happy to chat.
See you on the range!

Your President,
Kurt

Remember, archery is easy. Shoot a 10, do it again!

**From the Desk of the VP
Bonnie Marshall**

**OPEN HOUSE Saturday March
26th 2016 9am to 2pm**



Hi All,

The big thing for my Quiver article is OPEN HOUSE!!!! Saturday March 26th from 9am to 2pm will be our time to show the public more about our great club. We have plans for interactive presentations such as fletching, crestring, flint knapping and stringing. Attendees can fletch their own pen “arrow” and take it home. We will have display of our club trophies, bow information and history. We will also have a great photo op with our newest big bunny, Harvey the Conejo (rabbit in Spanish!) FOLKS He’s 8 feet tall!!! We will also have Dino the Dinosaur and Bullwinkle Moose! We will have members roving the field and practice range areas doing archery and atlatl demos. We will also have a hayride tour of the Field, 3D and Tournament Ranges. We hope to then direct everyone up to the JOAD Range to try our sport and then have them return for a \$5 BBQ lunch plate back at the kitchen area. Paid Public Open Session participants will also get a ticket for \$2 off their lunch plate!

As for any great event we will need a few good volunteers to help out for just a few hours. If you’re a regular at the JOAD sessions maybe you could split your day and help out at the event and also get to shoot. If you come out other days to shoot and can give us a couple of hours on Saturday that would be great too. We can’t do these events without your help!! The more of us who can help of course, the easier it will be for all of us.

Volunteer positions that need to be filled:

Roving volunteer – this could even be one of the younger kids – if someone at any of the presentation areas need something, you go get it – Easy!

2-4 Area monitors – we need people to hang out and just watch over the awards tables and at the photo op areas to prevent damage to either area.

2-3 Kitchen help – lunch will be delivered at 10:45 am. It will be catered by Green Acres and all we need is someone to plate and serve. If you can stay and help clean up until the food runs out, that would be great too!!!

1-2 Tour docents – we still need a couple more people who will just be riding in the back of the truck for the tour and you will present a short scripted (you can even read it!) talk about the ranges.

1 Promo Sales: help set up and sell promo items in the morning from 9-11 am

4-5 Set Up: 8:30 am – help presenters set up their areas and help put up pop ups, chairs and signage, pull animals out of bin – this is a fast easy volunteer position that shouldn't take more than an hour

4-5 Break down: The opposite of above and general clean up

Lastly if you have any bows that you don't mind people touching – NOT DRY FIRING – that we could use for displays; that would be great too!

So there it is. We have asked! PLEASE contact me back and let me know where you can help. This is a fun event with a great purpose and the more members we have just "hanging out" shows the great face of this club.

Contact info:

805-427-5399 805-379-8721 bmarshall79@verizon.net

I look forward to talking to you!!!

Bonnie

.....

Archery Open House

presented by:



Saturday
March 26th
9am-2pm

Enjoy Presentations on:
The History of Archery
String Making
and Cresting

Hay ride tours of 4 separate
ranges on our 68 acre facility

Learn how to fletch an arrow
& take home a special gift!

SHOOT A REAL BOW!*

BBQ Lunch just \$5!



*shooters must be a minimum of 8 yrs old, waivers and
\$5 range donation required.



Special photo ops with "Dino" the Dinosaur
& our new 8 ft Rabbit "Harvey"

4651 Tapo Canyon Rd., Simi Valley, 93063

Deer Vision

By Curtis Hermann

New research has answers on the mechanics of how deer see



A U.C. Berkeley study brings new knowledge on the ever-evolving study of how deer see!

This caught my eye this month because it was a California University study on something that pertains to hunting in a state that is decidedly anti-hunting, from a university that is decidedly anti-hunting. So why such a strange subject that would only be interesting to hunters? Don't think I will find an answer to that question.

I was surprised to see that it was not done on deer that reside in California, but that is not necessary, as all deer do see in the same manor, so the information is still relevant.

Many of our members are not hunters, I know that, but I don't think that means that they don't like to learn about the animals that share the CVA range with us. Deer are common on our range. It may be a rare sighting for most of you but they are there on a daily (or nightly) basis. Over the years, I have learned how they have adjusted to our intrusion into their home range. Needless to say, the new range is causing some real adjustment to their daily habits and travel routes, as did the removal of the nursery!

OK, back to how they see. Some of this is old news from this column, but let's go over it one more time as review. Deer have a higher density of "rods" (rods are sensitive to light), have better night vision, and see movement hundreds of times better than we do. They also have a lower density of "cones" (cones distinguish color) in their eyes, so their daytime color vision is quite poor (this is quite common with prey animals).

Their eyes are set wide, out to the edge of their skull at a 45 degree angle from the center of the head. This allows them a 270 – 300 degree panoramic view of their world. To see directly behind them, they need to move their head just slightly to one side or the other to put that area in their peripheral vision. A great design when your major job, on a daily basis, is to escape becoming another's lunch. One last feature is that deer see in narrow panorama band, their vertical vision is only about 11 degrees. Imagine a view that is much like a black & white mottled ribbon around a pie pan with one piece of pie missing directly behind the head.

Now you know, what hunter's know, but now we have more thanks to UC Berkley professor of Optometry Marty Banks and Quality Deer Management Association (QDMA). We also have a new big word that we can use to impress our fellow bowhunters - that word is cyclovergence!


Cyclovergence is the ability to rotate one eye (or both eyes) independently of each other in different directions. Apparently deer can rotate the eye about 50 degrees (imagine a line coming out of the center of the eye and the eye spins around that line). When he lowers his head to get a bite or browse, the right eye can rotate

counter clockwise and the left eye clockwise for a total of 100 degrees, all the while keeping alignment with the horizon. Talk about keeping an eye out for a predator, this is a pretty remarkable ability.

Bottom line: Cyclovergence allows deer to maintain the wide view and motion-detecting benefits of side eyes and horizontal pupils, whether scanning the woods, walking, or standing still with head down, feeding or smelling. The old line "That buck must have eyes in the back of his head" is more spot on than we ever imagined!

You will often see a wise buck or doe head bobbing and stopping, head bobbing and stopping - they are trying to get you to make a move that they can distinguish as danger. They are looking to the side to fake you out while actually still keeping you in their peripheral vision. You now know that extra caution is required here or you will lose your opportunity for a shot. You must wait for the deer to move behind an obstruction (tree, bush or boulder, etc.) before you come to full draw. Remember, each hunt comes down to just a few seconds when the shot is made, not the time to make a mistake! Knowing more about how the eye works improves your chances of success and for the non-hunter an interesting tidbit of knowledge.

Till next month,
Curtis



Range Sightings




One of two “robinhoods” shot by the same group at the Pacific Coast 3D Adventure last weekend.

Do you have any great pictures shot around the range? Send them to johndowney@sbcglobal.net to have them included in the newsletter.

Pictures from the Pacific Coast 3D Adventure
Shot by Kevin Knebel











“Harvey”



CVA February Club Shoot

We had a really nice turnout again for the club shoot in February – twenty five archers made the round and turned in their score cards.

Norman “Ironman Rice” picked up the top handicapped score this month (561, 499 scratch). Terry Marvin (557, 479 scratch) and Keith Murphy (551, 508 scratch) pick up second and third.



Top scratch score went to Neil Goldberg with his very respectable 515.

Top Traditional Handicapped score went to John Brix (505, 211 scratch), while the top scratch Traditional score went to Curtis Hermann again (242).

As this was the fourth month of the new club year quite a few archers picked up handicaps to join others.

I should note that we had a fantastic tournament over the past weekend. Clark Pentico and friends did a great job of planning and putting on the ***Pacific Coast 3D Adventure Tournament***. If you didn't attend the shoot, or at least come by to check it out ... well ... what were you thinking? Check out some of the pictures that were shot at the event by CVA member Kevin Knebel.

If you didn't attend the shoot, you have a chance to redeem yourself by making plans to attend the May ***Pacific Coast Traditional Challenge*** being hosted by Bob Bombardier. Check out the flyer for the tournament later in this issue.

Stick them pointy ends into the target.
See you all around the range.

John Downey
Tournament Chairman

February Club Shoot Score Results

NAME	HSCORE	SCRATCH	DIVISION	STYLE	SEX
Norman Rice	561	499	GA	BHFS	M
Terry Marvin	557	479	A	FS	M
Keith Murphy	551	508	A	BHFS	M
Norman Rice	548	498	GA	FS	M
Jacque Rice	535	454	GA	FS	F
Thomas Hayes	526	353	Y	BHFS	M
Neil Goldberg	515	515	A	FS	M
Jim Collins	512	362	A	BHFS	M
John Brix	505	211	GA	LB	M
James Stankovich	499	215	GA	LB	M
Tyler Hines	498	498	A	FS	M
Tom Swindell	497	235	GA	TRAD	M
Curtis Hermann	488	242	GA	TRAD	M
Tom Sheppard	478	162	A	TRAD	M
Steve Price	477	477	GA	FS	M
Rob Lind	472	202	GA	TRAD	M
Joe Cavaleri	470	160	A	TRAD	M
Lois Price	467	467	GA	FS	F
Fred French	466	112	GA	LB	M
Kale Marvin	418	418	C	BHFS	M
Nathan Collins	399	399	C	BHFS	M
Ryan Babcock	357	357	A	BHFS	M
Kerry Connor	207	207	A	TRAD	M
Jason Babcock	86	86	C	BHFS	M
Kevin Knebel	51	51	A	LB	M




Anne and Earl Hoyt

VERY IMPORTANT REMINDER – AMAZON.COM USERS

If you are using Amazon.com for your purchases please remember that it takes only one click to switch over to Amazon Smile to complete your order. AmazonSmile is a website operated by Amazon that lets you enjoy the same wide selection of products, low prices, and convenient shopping features as on Amazon.com. The difference is that when you shop on AmazonSmile (smile.amazon.com), the AmazonSmile Foundation will donate 0.5% of the purchase price to our CVA club. It may not seem like a grand amount but it does add up fast! If you have any questions about the program please click on this link for more info. Make your purchase go farther!

<https://smile.amazon.com/about>.

For the Ladies this month



Clint Walker

The lovely Norma Jean showing remarkable form





Conejo Valley Archers



Annual Pacific Coast

25TH TRADITIONAL CHALLENGE

Vendor Sales

Raffles

2-Day 50 Targets 3-D Tournament

Note the date change due to Mothers Day conflict. No longer on May 7th or 8th
The new dates are:

Saturday, May 14th, 2016 - 30 Targets

Sunday May 15th, 2016 - 20 Targets

Separate Longbow, Recurve, Selfbow & Senior (60+) Divisions (no clickers)

- * NFAA Rules Apply (Quivers OK!)
- * No Compounds, No Sights
- * Unmarked Yardage

10-8-6 Scoring on 1st Arrow, in case of miss, 2nd arrow scores 5-4-3

- * Tri-tip Lunch served on Saturday
- * Tri-tip and chicken served on Sunday
- * Snacks & Drinks served all day

Saturday Schedule

7:00am - 8:30am Tournament Registration
8:00am - 1:00pm Start shooting right after
2:00pm - 4:00pm \$5 Smoker Round (1 arrow)
Women's and Men's Division

- * Raffle tickets sold, General Raffles
- * Food & Drinks Sold all day
- * Clouts - prices posted at clouts
- * Vendor Trade Show and Sales

Sunday Schedule

7:00am - 8:30am Tournament Registration
Start shooting right after
2:00pm → Score Cards must be turned in
Awards & Raffle held soon after

- * Raffle tickets sold, General & Bow Raffles
- * Shots will include * Speed Round * Pop-up * Flying Mosquito * Steel Deer Silhouette
- * Vendor Trade Show and Sales

Camping available - free inside our fenced area in designated locations.

Donations will be accepted, as we have prepaid camping fees to the county.

No Dogs allowed on range

Camping available (\$37 per night in the PARK) Full RV Hook-ups in adjacent county park. The "county park" charges a \$4.00 daily parking fee.

Free day parking inside our fenced camps.

* Tournament Fees *


Non CRN, NFAA or NAA members please add \$5 to the fees listed below (unless a member of an out of state archery organization)

Adults - \$30 Couples - \$35
*Family - \$40 Youth - \$15
Seniors (60+) \$25 Cubs - \$10

To only about Saturday or Sunday with no awards delete \$5 from original fee.

* (Includes husband, wife and kids under 16 years old).

Directions to Range



118 Freeway East or West to Simi Valley. Exit Tapo Canyon Road. North on Tapo Canyon Road, 3 miles to Tapo Canyon Park.

More Information - Call:

BOB BOMBARDIER @ 805-217-8896 OR EMAIL BOMBARDIERBOB@HOTMAIL.COM
JOHN DOWNEY @ 213-923-1859 OR EMAIL TOURNAMENTS@CVARCHERS.COM

Celebrity Archer of the Month



Two Pic's of Jessica Biel as Abigail Whistler – Trinity Movie

ADOPT A TARGET

“Adopt a Target” is for members to volunteer to help maintain one of the 28 shooting lanes on the Roving range.

It mostly consists of keeping the weeds and brush at bay and general clean-up on a selected lane. On most lanes this would require the person(s) to spend only about 30 – 45 minutes working on the lane maybe 2 or 3 times a year. This would allow me to focus on other project on the range, because if I have to clear all of the lanes (30 minutes x 28 lanes) it eats up my available time to do other things like working on bales, spraying weeds, putting up covers on the target, fire abatement, repairs, etc.



If you're not sure of what maintaining a lane would consist of feel free to give me a call with any questions you may have. If you are interested on a particular lane send me an email. It will be first come first serve so if you want a particular lane let me know ASAP.

If you have adopted a lane already please take the time to maintain it. If you are no longer able to maintain it please let me know so we can show it as available.

Thanks,

Keith Murphy (CVA Roving Range Captain)

klmurphy1@sbcglobal.net

805 558-9312

Adopt a Target - Sign-Up Sheet

Target #	Distance	Adopter(s)
1	35 yard fan field 36 yard fan hunter	Ben Shirley
2	30 yard field 32 yard hunter	Rob Lind
3	20 yard field 19walk-up hunter	Robert Lutrell
4	35 ft. walk-up field 11 yard hunter	Cher Riggs
5	80 yard walk-up field 70 yard walk-up hunter	Norman Rice
6	25 yard field 28 yard fan hunter	James, Nathan, & Joshua Colins
7	55 yard field 53 yard walk-up hunter	James, Nathan, & Joshua Colins
8	45 yard walk-up field 44 yard hunter	Terry Gieskewski
9	15 yard field 15 yard walk-up hunter	Ron Riley
10	65 yard field 64 yard walk-up hunter	
11	40 yard field 40 yard Hunter	Steve Price
12	60 yard field 58 yard walk-up	
13	45 yard field 23 yard walk-up hunter	Steve Mahoney
14	50 yard field 48 yard walk-up hunter	
15	45 yard walk-up field 44 yard. hunter	Ruth Haskins
16	50 yard field 48 yard hunter	Julio Durado
17	20 yard field 19 yard walk-up hunter	Clark Pentico
18	80 yard walk-up field 70 yard walk-up hunter	

19	55 yard field 53 yard walk-up hunter	
20	25 yard field 28 yard fan hunter	
21	35 yard fan field 36 yard fan hunter	
22	30 yard field 32 yard fan hunter	
23	35 ft. walk-up field 11 yard hunter	
24	45 yard field 23 yard walk-up hunter	Alan & Chris Murphy
25	65 yard field 64 yard walk-up hunter	
26	60 yard field 58 yard walk-up	Jonathan & Diana Geiger
27	15 yard. field 15 yard walk-up hunter	
28	40 yard. field 40 yard hunter	Chuck Thurber
	20-40 yard practice butts	
	20 yard practice butts by running pig	Lois Price



805.581.1671

2150 Agate Court • Simi Valley, CA 93065

Your CVA Officers

President	Kurt Hoberg	(805) 552-9934
Vice President	Bonnie Marshall	(805) 379-8721
Secretary	John Downey	(805) 527-4894
Treasurer	Dan Dix	(805) 376-3568
Board Members	Dave Dragan Lee Glaser Cher Riggs Robert Luttrell Mike Keena Bryan Tanger	(805) 218-5912 (805) 492-3209 (805) 490-8601 (805) 527-4585 (805) 915-7347
Range Captain	Keith Murphy	(805) 558-9312
Editor / Tournament Chair	John Downey	(805) 527-4894
CVA Answering Service		(805) 530-1339
Past President & whatever we need him to do guy	Clark Pentico	(805-630-1749